



SICTA Property Owners Survey

Summary Results 2014

Survey Approach

- Survey all property owners in Sea Isle City via an online survey.
 - Postcard sent to all property owners
 - Email notification to all SICTA members who have provided us with email addresses
 - Notification on SICTA website
- The Stockton Polling Institute administered an online poll for the Sea Isle City Taxpayers Association and provided data for our use.
- Survey was available on line from Dec 4, 2014-Dec 20, 2014
- 79 total questions and with opportunity to provide written comments in key areas – 117 pages of comments.

SICTA Survey Respondents

Year	Total Respondents
2014	708
2010	384
2009	559
2008	700
2007	600

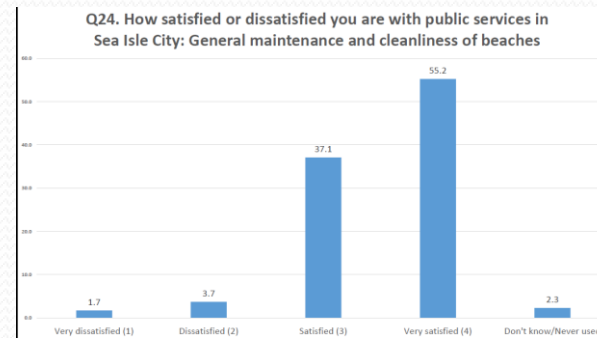
Demographics

People who responded really care about Sea Isle City, but see opportunities to make it even better

- 14% of respondents are full time residents
- 73% of respondents do not rent their property vs 67% in in our 2010 survey
- 59% of respondents reside in Pennsylvania
- 68% of respondents have owned their property for 10+ years and 19% have owned property 5 years or less
- 73% of respondents do not have children in the household
- Average age of respondent owners is increasing

City Best – Top Ten

* The # represents the percentage of respondents that rated the question as Satisfied or Very Satisfied

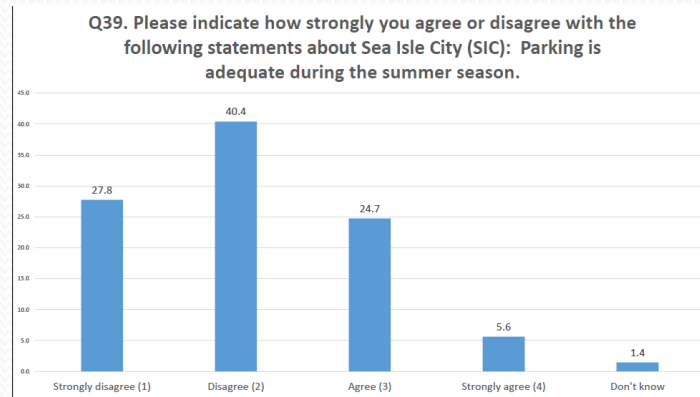


- General maintenance and cleanliness of beaches 92%
- SIC is doing a good job of promoting the city 92%
- Lifeguard services 91%
- Trash Collection Services 89%
- Customer Service from city employees 89%
- City Communications with the public 88%
- SIC Welcome Center 85%
- SIC Parks & Recreation programs 83%
- Off season events 83%
- Police Services 82%

City Bottom Five

•Please indicate how strongly you agree or disagree with the following statement:

(The % reflects Disagree and Strongly Disagree)



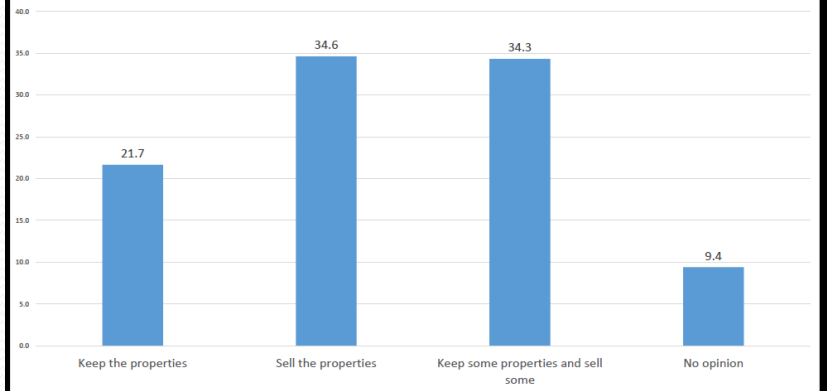
- Parking is adequate during the summer season 68%
- Water and Sewer rates are fair 67%
- Biking is easy to do in SIC 45%
- SIC has a lot for teenagers to do 45%
- SIC taxpayers receive a great deal for their tax dollars 38%

SICTA Research Ranking

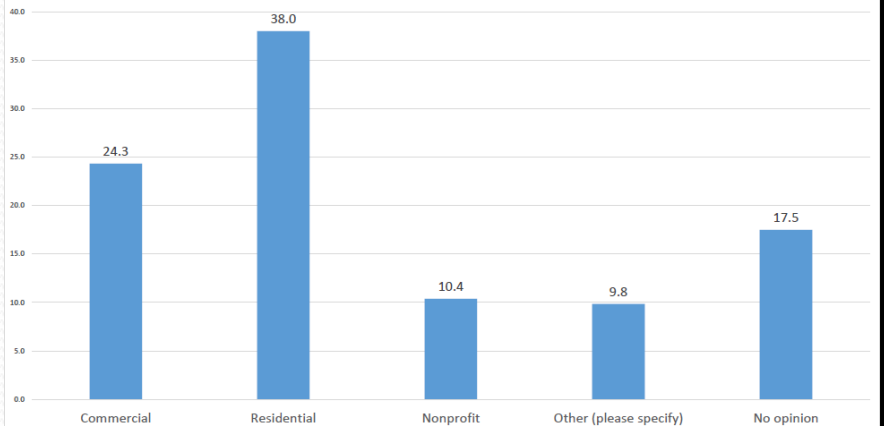
- City Spending 97%
- Street Maintenance 97%
- Water & Sewer rates 96%
- Parking 94%
- Capital improvement 93%

Opportunities

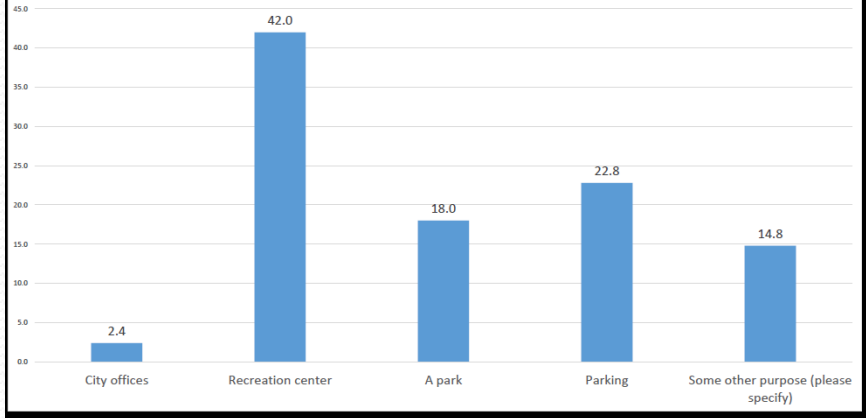
Q54. What should Sea Isle City do with city-owned properties that are no longer used once a new City Hall is constructed?



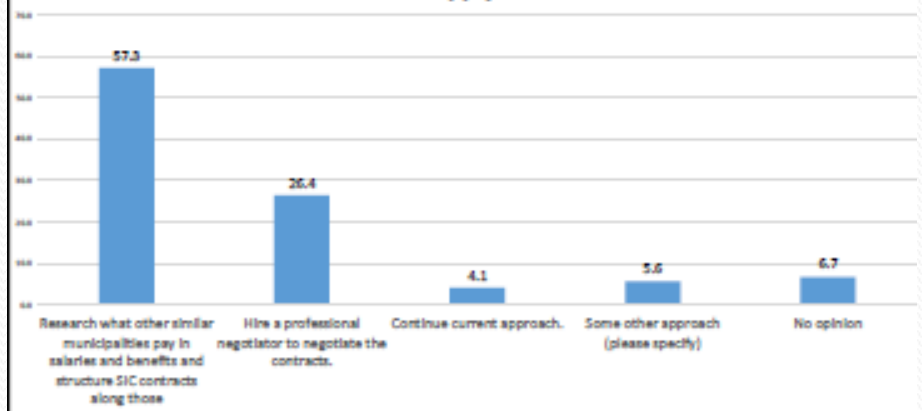
Q57. Should the public school property be sold for commercial use, for residential use, for nonprofit use, or for some other type of use?



Q58. Which one of the following purposes would you like to see the public school property used for if the city keeps it?

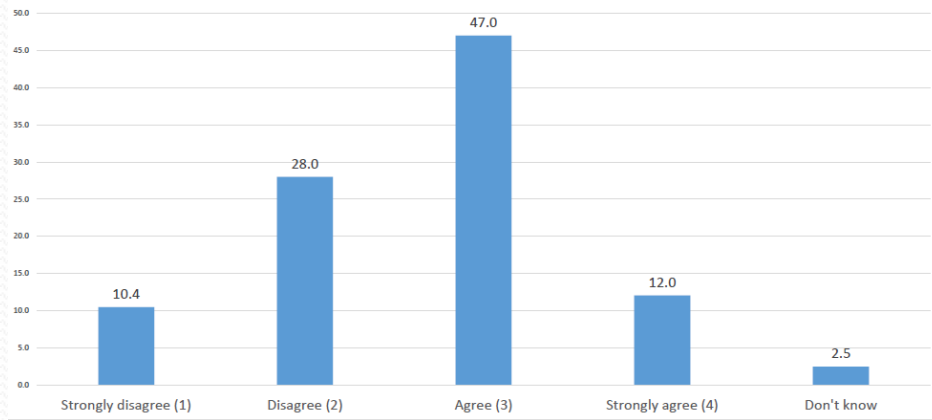


Q59. What approach should Sea Isle City take in upcoming labor contract negotiations with the city's unions? Please select all that apply.

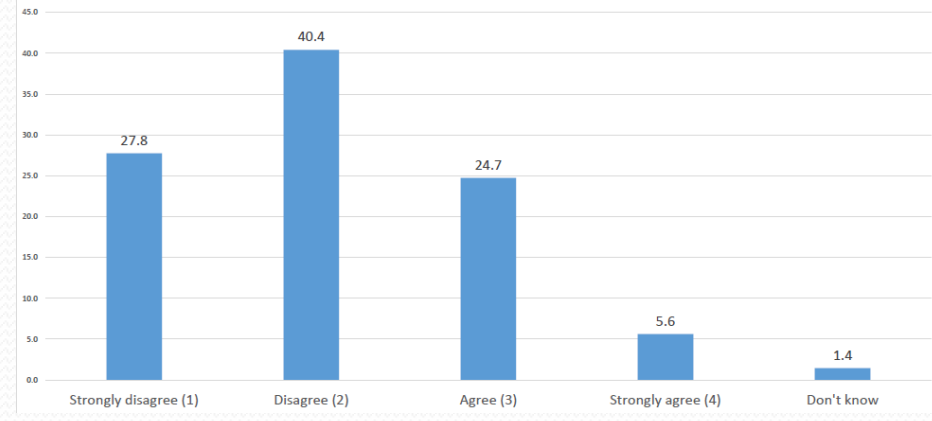


Opportunities

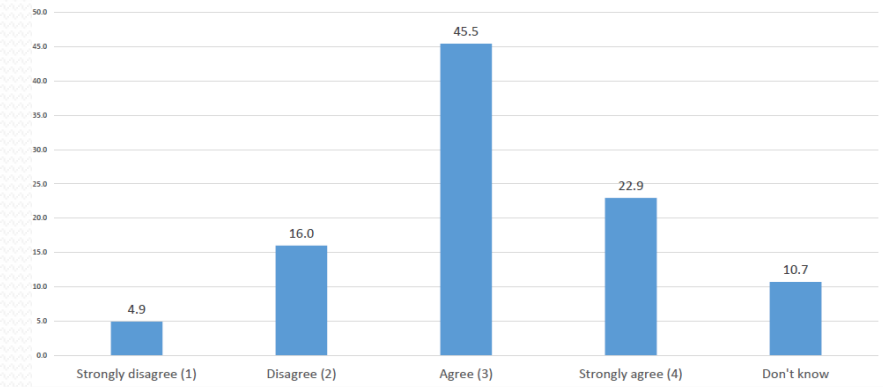
Q34. Please indicate how strongly you agree or disagree with the following statements about Sea Isle City (SIC): SIC taxpayers receive a great deal for their tax dollar.



Q39. Please indicate how strongly you agree or disagree with the following statements about Sea Isle City (SIC): Parking is adequate during the summer season.



Q37. Please indicate how strongly you agree or disagree with the following statements about Sea Isle City (SIC): SIC is doing a good job planning for the future.



Q35. Please indicate how strongly you agree or disagree with the following statements about Sea Isle City (SIC): Water and sewer rates are fair.

